

Roofing profile (4.265.34)
EUROCOVER 34N CS

SCOPE

Self-supporting roofing product for discontinuous laying made from metallic coated steel sheet with or without additional organic coatings used as roofing profile.

MATERIAL (Steel)

CHARACTERISTIC	STAND. REF.	Thickness (mm)					
		0,60	0,70	0,75	0,80	1,00	1,20
Weight (kg/m ²)		5,83	6,48	6,94	7,41	9,26	11,11
I _g (cm ⁴ /ml)		9,065	10,142	10,911	11,680	14,757	17,838
W ₁ (cm ³ /ml)		12,472	13,909	14,930	15,947	19,972	23,930
W ₂ (cm ³ /ml)		3,391	3,797	4,088	4,378	5,546	6,720

GEOMETRICAL CHARACTERISTICS

CHARACTERISTIC	VALUE	UNIT	TOLERANCE
Depth of profile (h)	34	mm	± 1,0
Depth of stiffeners	4	mm	± 1,0
Pitch	265	mm	± 2,0
Widths of crown and valley (b ₁ ,b ₂)	(20,195)	mm	+2,0/-1,0
Cover width (w)	1.060	mm	± 5,0
Radius of bends (r)	6	mm	+ 2,0 / 0,0
Deviation from straightness (δ)	≤ tolerance	mm	2,0 /m (max.: 10,0)
Deviation from squareness (s)	≤ tolerance	mm	≤ 0,5% of (w)
Length (l)	According to order ⁽¹⁾	mm	l ≤ 3.000 mm +10,0/-5,0 l > 3.000 mm + 20,0/-5,0
Deviation of side lap (D)	≤ tolerance	mm	± 2,0 on 500 mm
Curve radius and angles	---	°	---
Reaction to fire	Class A1 ⁽²⁾ / Class C-s3,d0 ⁽³⁾		
External fire performance	B _{ROOF} (t3)		
⁽¹⁾ Maximum length: 14.000 mm; Minimum length: 1.800 mm			
⁽²⁾ Class A1: According to commission decision 96/603/CE			
⁽³⁾ Class C-s3,d0: According to commission decision 2010/737/UE for Plastisol PVC coating			



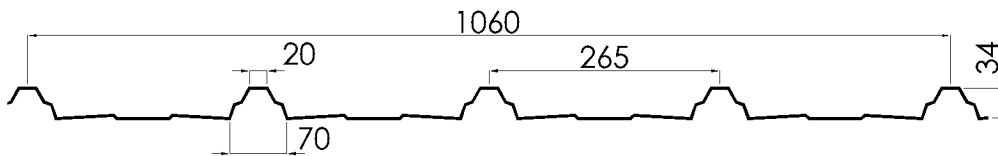
07
EN 14782:2006

OVERLAP DETAIL



SECTION DETAIL



3D DETAIL



PERMISSIBLE SPAN (m) FOR POSITIVE LOADS – Limitation of deflection: L/200



Positive load (daN/m ²)	Two-span beam						Three-span beam					
	Thickness (mm)											
	0,60	0,70	0,75	0,80	1,00	1,20	0,60	0,70	0,75	0,80	1,00	1,20
50	1,95	2,25	2,05	2,20	2,60	2,80	2,00	2,70	2,70	2,70	3,20	3,20
75	1,95	2,00	2,05	2,10	2,30	2,45	2,00	2,55	2,60	2,65	2,85	3,10
100	1,75	1,85	1,90	1,90	2,05	2,25	2,00	2,30	2,35	2,40	2,60	2,80
125	1,65	1,70	1,75	1,80	1,90	2,05	1,95	2,15	2,20	2,25	2,40	2,60
150	1,55	1,60	1,65	1,70	1,80	1,95	1,75	2,00	2,05	2,10	2,25	2,45
175	1,40	1,55	1,55	1,60	1,70	1,85	1,65	1,90	1,95	2,00	2,15	2,30
200	1,35	1,45	1,50	1,55	1,65	1,75	1,55	1,80	1,85	1,90	2,05	2,20
225	1,25	1,40	1,45	1,45	1,60	1,70	1,40	1,70	1,75	1,80	2,00	2,15
250	1,20	1,35	1,40	1,40	1,55	1,65	1,25	1,60	1,65	1,75	1,90	2,05

PERMISSIBLE SPAN (m) FOR NEGATIVE LOADS (fastening to crown)

Minimum characteristic tension resistance of fastening(kN)	Negative load (daN/m ²)												
		Thickness (mm)											
		0,60	0,70	0,75	0,80	1,00	1,20	0,60	0,70	0,75	0,80	1,00	1,20
1,70	50	2,00	2,70	2,70	2,70	3,20	3,20	2,00	2,70	2,70	2,70	3,20	3,20
	75	2,00	2,65	2,70	2,70	3,20	3,20	2,00	2,70	2,70	2,70	3,20	3,20
	100	2,00	2,30	2,35	2,45	2,75	3,15	2,00	2,60	2,70	2,70	2,75	2,80
	125	1,90	2,05	2,10	2,20	2,45	2,75	2,00	2,10	2,10	2,15	2,15	2,20
	150	1,70	1,85	1,90	2,00	2,20	2,25	1,75	1,75	1,75	1,75	1,80	1,80
	175	1,60	1,70	1,75	1,85	1,90	1,90	1,50	1,50	1,50	1,50	1,50	1,55
3,00	50	2,00	2,70	2,70	2,70	3,20	3,20	2,00	2,70	2,70	2,70	3,20	3,20
	75	2,00	2,65	2,70	2,70	3,20	3,20	2,00	2,70	2,70	2,70	3,20	3,20
	100	2,00	2,30	2,35	2,45	2,75	3,15	2,00	2,60	2,70	2,70	3,20	3,20
	125	1,90	2,05	2,10	2,20	2,45	2,75	2,00	2,35	2,40	2,50	2,80	3,20
	150	1,70	1,85	1,90	2,00	2,25	2,50	1,80	2,10	2,20	2,25	2,55	2,90
	175	1,60	1,70	1,75	1,85	2,05	2,30	1,65	1,95	2,05	2,10	2,35	2,65
6,00	50	2,00	2,70	2,70	2,70	3,20	3,20	2,00	2,70	2,70	2,70	3,20	3,20
	75	2,00	2,65	2,70	2,70	3,20	3,20	2,00	2,70	2,70	2,70	3,20	3,20
	100	2,00	2,30	2,35	2,45	2,75	3,15	2,00	2,60	2,70	2,70	3,20	3,20
	125	1,90	2,05	2,10	2,20	2,45	2,75	2,00	2,35	2,40	2,50	2,80	3,20
	150	1,70	1,85	1,90	2,00	2,25	2,50	1,80	2,10	2,20	2,25	2,55	2,90
	175	1,60	1,70	1,75	1,85	2,05	2,30	1,65	1,95	2,05	2,10	2,35	2,65
200	1,50	1,60	1,65	1,70	1,90	2,15	1,55	1,80	1,90	1,95	2,20	2,45	

The partial safety factor of the fastening is 1,15.

PERMISSIBLE SPAN (m) FOR NEGATIVE LOADS (fastening to valley)

Steel support thickness (mm)	Negative load (daN/m ²)												
		Thickness (mm)											
		0,60	0,70	0,75	0,80	1,00	1,20	0,60	0,70	0,75	0,80	1,00	1,20
1,5 ≤ e ≤ 3,0	50	2,00	2,70	2,70	2,70	3,20	3,20	2,00	2,70	2,70	2,70	3,20	3,20
	75	2,00	2,65	2,70	2,70	3,20	3,20	2,00	2,70	2,70	2,70	3,20	3,20
	100	2,00	2,30	2,35	2,45	2,75	3,15	2,00	2,65	2,70	2,70	3,20	3,20
	125	1,90	2,05	2,10	2,20	2,45	2,75	2,00	2,35	2,45	2,50	2,85	3,20
	150	1,70	1,85	1,90	2,00	2,25	2,50	1,95	2,15	2,20	2,30	2,55	2,90
	175	1,60	1,70	1,75	1,85	2,05	2,30	1,80	1,95	2,05	2,10	2,35	2,65
e > 3,00	50	2,00	2,70	2,70	2,70	3,20	3,20	2,00	2,70	2,70	2,70	3,20	3,20
	75	2,00	2,65	2,70	2,70	3,20	3,20	2,00	2,70	2,70	2,70	3,20	3,20
	100	2,00	2,30	2,35	2,45	2,75	3,15	2,00	2,65	2,70	2,70	3,20	3,20
	125	1,90	2,05	2,10	2,20	2,45	2,75	2,00	2,35	2,45	2,50	2,85	3,20
	150	1,70	1,85	1,90	2,00	2,25	2,50	1,95	2,15	2,20	2,30	2,55	2,90
	175	1,60	1,70	1,75	1,85	2,05	2,30	1,80	1,95	2,05	2,10	2,35	2,65
200	1,50	1,60	1,65	1,70	1,90	2,15	1,65	1,85	1,90	1,95	2,20	2,50	

The permissible span values in the table above have a design resistance of the fastening (daN) related to thickness of the sheet and support according to the table below.

Steel support thickness (mm)	Thickness (mm)					
	0,60	0,70	0,75	0,80	1,00	1,20
1,5 ≤ e ≤ 3,0	300	300	300	300	300	300
e > 3,00	300	360	400	440	600	600

For any further clarification, you can contact Technical Department (contact.expert@arcelormittal.com or by phone). EUROPERFIL, S.A. reserves the right to change this document without notice.