
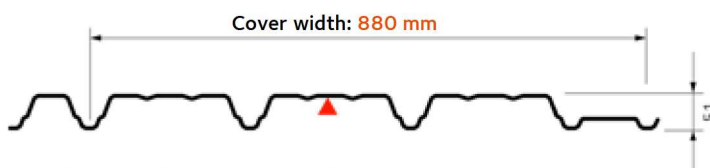


Roof Decking

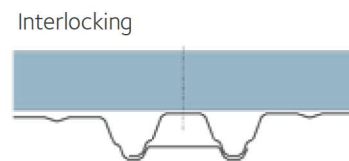
Hacierco® C50 & C50P



Type P perforated version - Top flange perforated
Perforation gap 15 % - ø 5 mm Centre-to-centre distance 12.5 mm



Length of profile: Minimum 1800 mm / Maximum 15,000 mm
Trough opening: 70 mm
Troughs: 20 mm



Invisible fasteners for insulation and sealing

Experimental features

		Support & Thickness (mm)										
		Hacierco® C50				Hacierco® C50P						
		0.75	0.88	1.00	1.25	0.75	0.88	1.00	1.25			
Effect of Downward loads	Surface weight (kg/m ²)	8.70	10.21	11.60	14.50	8.27	9.70	11.02	13.78			
	Moment of inertia (cm ⁴ /lm)	Single span	I2	40.76	47.83	54.35	67.94	27.32	32.06	36.43	45.54	
		Two equal spans	I3	34.23	40.16	45.64	57.05	27.44	32.20	36.59	45.73	
		Continuity	Im	37.50	44.00	49.99	62.49	27.38	32.13	36.51	45.63	
	Moment of flexion (m.daN/lm)	By the span	Elastic system	M2T	298.07	349.73	397.42	496.78	252.11	295.80	336.14	420.18
			Elasto-plastic system	M3T	356.22	417.96	474.96	593.69	333.47	391.28	444.63	555.79
On support		M3A	303.35	355.94	404.47	505.59	303.35	355.93	404.47	505.58		
	Under concentrated load	Mc	225.26	264.30	300.34	375.43	203.84	239.17	271.79	339.73		

Application tables for equal spans with loads expressed in daN/m²

Hacierco® C50 - According to SOCOTEC report AM 7252

Operating loads	Permanent loads	Total downward loads	2 supports				3 supports				4 supports			
			0.75	0.88	1.00	1.25	0.75	0.88	1.00	1.25	0.75	0.88	1.00	1.25
100	10	110	3.00	3.15	3.30	3.55	3.80	4.00	4.20	4.50	3.60	3.80	3.95	4.25
100	15	115	3.00	3.15	3.25	3.50	3.80	4.00	4.20	4.45	3.60	3.80	3.95	4.20
100	20	120	2.95	3.10	3.20	3.45	3.75	3.95	4.10	4.40	3.55	3.75	3.90	4.15
100	25	125	2.90	3.05	3.20	3.40	3.70	3.90	4.05	4.35	3.50	3.70	3.85	4.10
100	30	130	2.90	3.00	3.15	3.35	3.70	3.85	4.00	4.30	3.50	3.65	3.80	4.05
100	35	135	2.85	3.00	3.10	3.35	3.65	3.80	4.00	4.25	3.45	3.60	3.75	4.00
100	100	200	2.50	2.65	2.75	2.95	3.10	3.35	3.50	3.75	3.05	3.20	3.30	3.55
100	150	250	2.35	2.45	2.55	2.75	2.70	3.00	3.20	3.50	2.70	2.95	3.10	3.30
125	25	150	2.75	2.90	3.00	3.20	3.50	3.70	3.85	4.10	3.30	3.50	3.65	3.90
150	25	175	2.60	2.75	2.85	3.05	3.25	3.50	3.65	3.95	3.15	3.30	3.45	3.70
175	25	200	2.45	2.60	2.70	2.95	3.05	3.30	3.50	3.75	3.00	3.15	3.30	3.55
200	25	225	2.35	2.50	2.60	2.80	2.85	3.10	3.30	3.60	2.85	3.00	3.15	3.40

Hacierco® C50P - According to SOCOTEC report AM 7411

Operating loads	Permanent loads	Total downward loads	2 supports				3 supports				4 supports			
			0.75	0.88	1.00	1.25	0.75	0.88	1.00	1.25	0.75	0.88	1.00	1.25
100	10	110	2.60	2.75	2.85	3.10	3.50	3.65	3.85	4.15	3.25	3.40	3.55	3.85
100	15	115	2.60	2.75	2.85	3.05	3.50	3.65	3.85	4.15	3.25	3.40	3.55	3.80
100	20	120	2.60	2.70	2.80	3.00	3.50	3.65	3.85	4.10	3.20	3.40	3.50	3.75
100	25	125	2.55	2.70	2.80	3.00	3.45	3.65	3.80	4.05	3.15	3.35	3.45	3.70
100	30	130	2.50	2.65	2.75	2.95	3.40	3.60	3.75	4.00	3.15	3.30	3.45	3.65
100	35	135	2.50	2.60	2.70	2.90	3.40	3.55	3.70	3.95	3.10	3.25	3.40	3.65
100	100	200	2.20	2.30	2.40	2.60	2.90	3.15	3.25	3.50	2.75	2.90	3.00	3.20
100	150	250	2.05	2.15	2.25	2.40	2.35	2.75	3.05	3.25	2.35	2.70	2.80	3.00
125	25	150	2.40	2.55	2.65	2.80	3.25	3.45	3.60	3.85	3.00	3.15	3.30	3.50
150	25	175	2.30	2.40	2.50	2.70	3.10	3.25	3.40	3.65	2.85	3.00	3.10	3.35
175	25	200	2.15	2.30	2.40	2.55	2.80	3.10	3.25	3.50	2.70	2.85	2.95	3.20
200	25	225	2.05	2.20	2.30	2.45	2.50	2.90	3.10	3.35	2.50	2.70	2.85	3.05

For upward loads: please contact us.